

Lumina

Lumina Curve LED 2700K

3039983



Range Features

- Lumina is a new range of ambient and decorative LED wall lights
- 8 different styles available, all with a consistent theme and design
- Indirect lighting provides a soft lighting effect, perfect for hospitality or residential applications
- Crisp and clean beams of LED light
- 2700K amber white colour temperature provides a warm and ambient glow
- White aluminium bodies
- Integral LED driver included (non-dimmable)
- Energy Class: A++, A+, A
- Long lifetime: 30000 hours life at 70% of the original output L70
- LED technology provides an energy efficient solution with reduced maintenance costs
- Ambient and decorative LED wall light in 2,700K. White body with an indirect lighting effect. Up to a 780lm output with efficacy of up to 87lm/W.



PRODUCT OVERVIEW

Certifications	CE
Colour temperature (K)	2700
Colour	White
CRI (Ra)	85
Dimmable	Non-dim / not dimmable (switched only)
EAN code	8711971399834
Luminous flux (lm)	270
Housing	Aluminium
IK rating	IK02
IP rating	IP20
Light colour	Amber white
LOR (%)	100
Mount	Wall surface
Ordering number	3039983
Efficacy (Rated) (lm/w)	54
Average life (Rated) (h)	30000
Technology	LED
Voltage (V)	100-240

DATA TABLE

General data

Certifications	CE
Control gear type	Electronic
Dimmable	Non-dim / not dimmable (switched only)

Lumina

Lumina Curve LED 2700K

3039983

EAN code	8711971399834
Environment	Integral
General application	Hospitality; Residential & Consumer
Housing	Aluminium
Mount	Wall surface
Ordering number	3039983

Range features	<p>Lumina is a new range of ambient and decorative LED wall lights 8 different styles available, all with a consistent theme and design Indirect lighting provides a soft lighting effect, perfect for hospitality or residential applications Crisp and clean beams of LED light 2700K amber white colour temperature provides a warm and ambient glow White aluminium bodies Integral LED driver included (non-dimmable) Energy Class: A++, A+, A Long lifetime: 30000 hours life at 70% of the original output L70 LED technology provides an energy efficient solution with reduced maintenance costs Ambient and decorative LED wall light in 2,700K. White body with an indirect lighting effect. Up to a 780lm output with efficacy of up to 87lm/W.</p>
Product name	Lumina Curve LED 2700K
Average life (Rated) (h)	30000
Technology	LED
E-number FI	4271114

Optical data

Colour temperature (K)	2700
CRI (Ra)	85
Distribution type	Direct / Indirect
Luminous flux (lm)	270
Light colour	Amber white
LOR (%)	100

Physical data

Colour	White
Height (mm)	67
IK rating	IK02
IP rating	IP20
Length (mm)	106
Width (mm)	188

Electrical data

Drive current (mA)	500
---------------------------	-----

Lumina

Lumina Curve LED 2700K

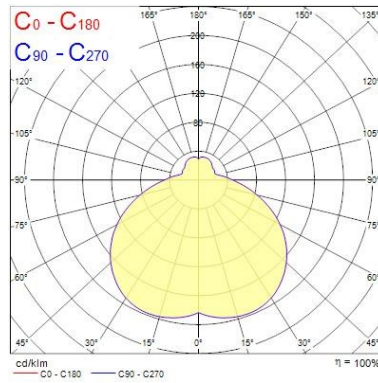
3039983

Electrical protection	Class II
Efficacy (Rated) (lm/w)	54
Total power consumption (W)	5
Voltage (V)	100-240

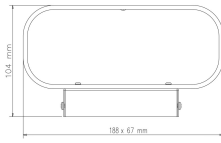
PHOTOMETRY

Distance [m]	Cone diameter [m]	E _{0°} [lx]	E _{10°} [lx]	E _{30°} [lx]	E _{45°} [lx]	E _{60°} [lx]	E _{75°} [lx]	E _{90°} [lx]
0.5	2.86	290	5					
1.0	5.71	68	1					
1.5	8.57	29	1					
2.0	11.42	16	0					
2.5	14.28	10	0					
3.0	17.13	7	0					

Distance [m] Cone diameter [m] Illuminance [lx]
 C0 - C180 (Half beam angle: 141.4°)



TECHNICAL DRAWINGS




3039983 LUMINA Curve LED 2700K White

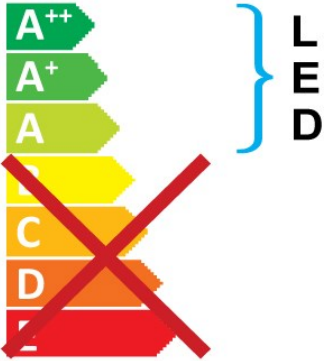
Lumina

Lumina Curve LED 2700K


3039983


Lumiance 3039983


 This luminaire is compatible with bulbs of the energy classes:

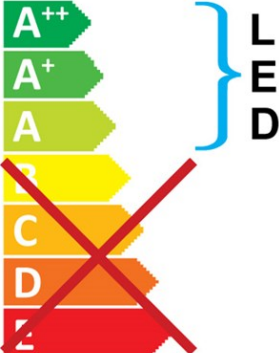


This luminaire is sold with a bulb of the energy class:





874/2012 

 This luminaire is compatible with bulbs of the energy classes:



This luminaire is sold with a bulb of the energy class:



Lumiance 3039983  874/2012