

## Start Panel LED UGR19

START PANEL LED UGR19 600 WW 3000K

0047526



### Range Features

- Start Panel LED is a family comprising of standard (switched), DALI dimmable and UGR<19 compliant luminaires ideal for general interior lighting; from offices and meeting rooms to corridors and reception areas. Available in either 3000K or 4000K, this cost efficient range boasts excellent performance providing a straight forward solution for new builds, LED retrofitting and achieving lower energy costs. Opal diffuser allows a clean, even coverage of light throughout the panel for visual comfort. Able to operate in a wide range of conditions with a long life of 50,000 hours (L70).

## PRODUCT OVERVIEW

Beam angle(°)	90
Certifications	CE
Colour temperature (K)	3000
Colour	White
CRI (Ra)	80
Dimmable	Non-dim / not dimmable (switched only)
EAN code	5410288475264
Luminous flux (lm)	4000
Housing	Metal (Steel)
IK rating	IK02
IP rating	IP40
Light colour	Warm white
LOR (%)	100
Mount	Ceiling recessed
Ordering number	0047526
Efficacy (Rated) (lm/w)	93.0232558139535
Average life (Rated) (h)	50000
Technology	LED
Voltage (V)	220-240
Included lamp	Integrated LED
Compatible with bulbs of energy class:	A++ A+
Colour consistency (SDCM)	5 Step

## DATA TABLE

### General data

Average life (Nominal) (h)	50000
Certifications	CE
Control gear type	Electronic
Dimmable	Non-dim / not dimmable (switched only)

## Start Panel LED UGR19

START PANEL LED UGR19 600 WW 3000K

0047526

<b>EAN code</b>	5410288475264
<b>Environment</b>	Internal
<b>Fixture rating</b>	Closed
<b>General application</b>	Retail
<b>Housing</b>	Metal (Steel)
<b>Mount</b>	Ceiling recessed
<b>Ordering number</b>	0047526

### Range features

Start Panel LED is a family comprising of standard (switched), DALI dimmable and UGR<19 compliant luminaires ideal for general interior lighting; from offices and meeting rooms to corridors and reception areas. Available in either 3000K or 4000K, this cost efficient range boasts excellent performance providing a straight forward solution for new builds, LED retrofitting and achieving lower energy costs. Opal diffuser allows a clean, even coverage of light throughout the panel for visual comfort. Able to operate in a wide range of conditions with a long life of 50,000 hours (L70).

<b>Product name</b>	START PANEL LED UGR19 600 WW 3000K
<b>Average life (Rated) (h)</b>	50000
<b>Technology</b>	LED
<b>Compatible with bulbs of energy class:</b>	A++ A+
<b>Product features</b>	LED Recessed Panel - 600x600mm in 3000K Warm White. 4000lm delivered from 43W. 93lm/W total system efficiency. Even distribution of light throughout fixture, minimal glare UGR<19. Long lifetime of 50,000 hours (L70).

### Optical data

<b>Beam angle(°)</b>	90
<b>Colour temperature (K)</b>	3000
<b>CRI (Ra)</b>	80
<b>Distribution type</b>	Direct
<b>Luminous flux (lm)</b>	4000
<b>Glare control</b>	<19
<b>Light colour</b>	Warm white
<b>LOR (%)</b>	100
<b>Colour consistency (SDCM)</b>	5 Step

### Physical data

<b>Colour</b>	White
<b>Cutout diameter (mm)</b>	600x600
<b>Cutout shape</b>	Square
<b>Diffuser finish</b>	Opal
<b>Diffuser material</b>	Polycarbonate
<b>Height (mm)</b>	86
<b>IK rating</b>	IK02

## Start Panel LED UGR19

START PANEL LED UGR19 600 WW 3000K

0047526

<b>IP rating</b>	IP40
<b>Lamp included</b>	Integrated
<b>Length (mm)</b>	596
<b>Recessed depth (mm)</b>	240
<b>Reflector finish</b>	Polycarbonate Diffuser
<b>Weight (kg)</b>	3.5
<b>Width (mm)</b>	596
<b>Included lamp</b>	Integrated LED

### Electrical data

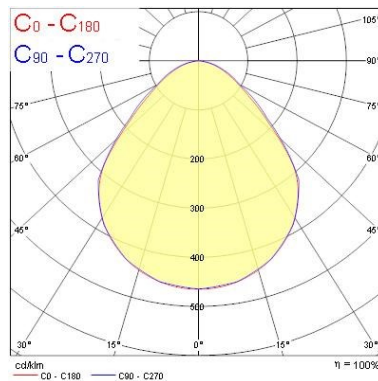
<b>Drive current (mA)</b>	360
<b>Electrical protection</b>	CLASS II
<b>Glow wire test</b>	650°C
<b>Efficacy (Rated) (lm/w)</b>	93.0232558139535
<b>Ta rating</b>	-10°C to +40°C
<b>Total power consumption (W)</b>	43
<b>Voltage (V)</b>	220-240

## PHOTOMETRY

0.5	1.04 1.02	E <sub>D</sub> 1433 E <sub>C90</sub> 1223 E <sub>C0</sub> 1287
1.0	2.09 2.04	E <sub>D</sub> 1858 E <sub>C90</sub> 308 E <sub>C0</sub> 322
1.5	3.13 3.05	E <sub>D</sub> 235 E <sub>C90</sub> 137 E <sub>C0</sub> 143
2.0	4.17 4.07	E <sub>D</sub> 465 E <sub>C90</sub> 37 E <sub>C0</sub> 90
2.5	5.21 5.09	E <sub>D</sub> 291 E <sub>C90</sub> 49 E <sub>C0</sub> 51
3.0	6.26 6.11	E <sub>D</sub> 206 E <sub>C90</sub> 34 E <sub>C0</sub> 36

Distance [m]      Cone diameter [m]      Illuminance [lx]

— C0 - C180 (Half beam angle: 91.0°)  
— C90 - C270 (Half beam angle: 92.4°)




## Start Panel LED UGR19

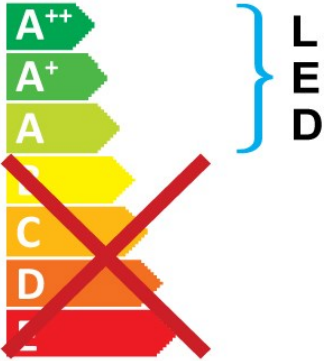
START PANEL LED UGR19 600 WW 3000K

0047526


**SYLVANIA** 0047526





This luminaire contains built in LED lamps.



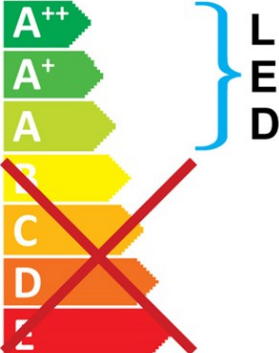
The lamps cannot be changed in the luminaire.




874/2012 




This luminaire contains built in LED lamps.



The lamps cannot be changed in the luminaire.



**SYLVANIA** 0047526  874/2012